

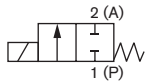
2/2-way Solenoid Valve for neutral mediums

- Direct acting
- G 1/8" and G 1/4"
- Normally closed
- Ex e mb IIC T4 Gb

Compact 2/2-way solenoid valve in threaded version, direct acting, with epoxy encapsulated coil. For neutral mediums such as compressed air, inert gases, heating gases, water and oils. For shut off, dosing, filling and ventilation. A compact universal valve for low flow rates.

Circuit function A

Normally closed

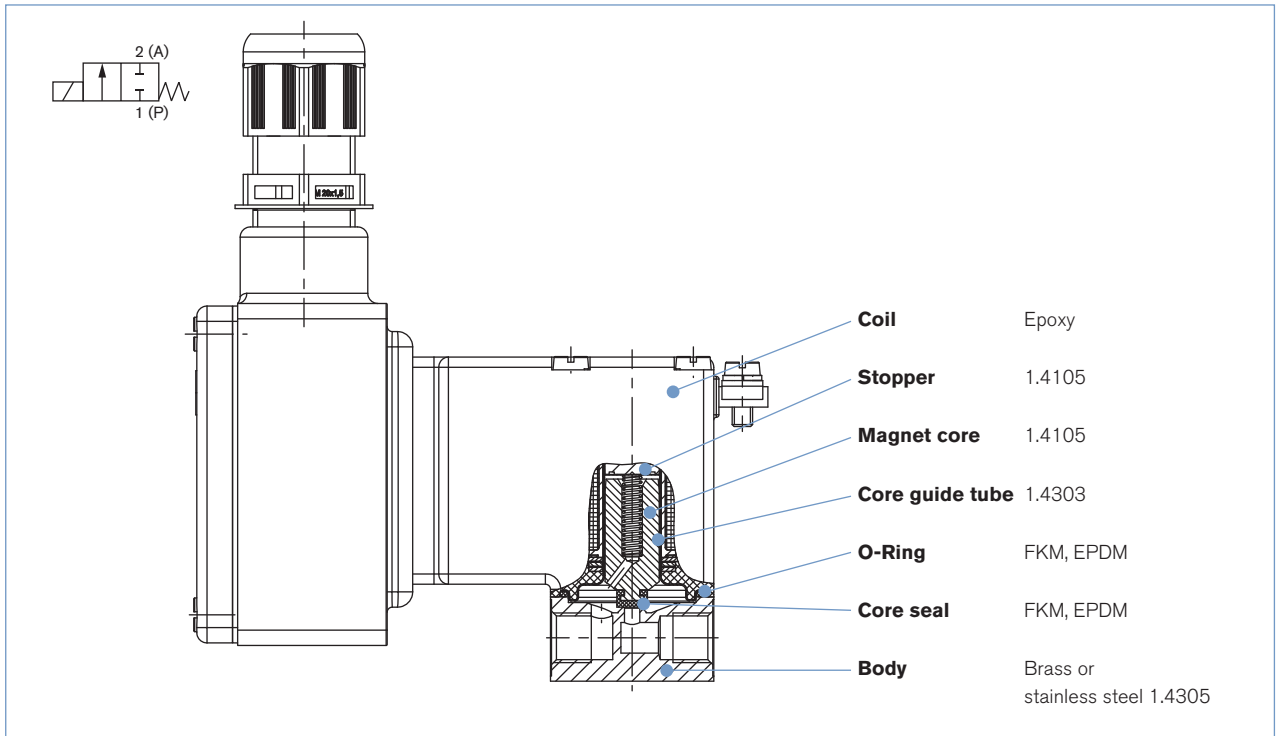


Technical data	
Orifice	1,5; 2; 2,5;3; 4
Port connection	G 1/8", G 1/4", NPT 1/8", NPT 1/4"
Body material	brass, stainless steel
Internal parts	1.4105, 1.4303
Seal material	EPDM, FKM
Medium	
FKM	neutral gases and liquids like e.g. compressed air, town gas, water, hydraulic oil
EPDM	oil and fat free medium, warm water
Mediums temperature	-10 °C to +60 °C
Response times ¹⁾	
Opening times	ca. 30 ms
Closing times	ca. 60 ms
Cycling rate	approximately 600 cycles/min
Installation	as required (preferably with solenoid system upright)
Type of protection	II 2 G Ex e mb IIC T4, PTB02 ATEX 2094 X Ex mb e II T4, IECEx PTB 09.0064 X
Power consumption	7 W (operating temperature)
Ambient temperature	Max. +60 °C, single mounting
Voltage	024/UC 230/UC others on request
Duty cycle	Continuous operation
Voltage tolerance	±10%
Elect. Connection	Terminal box without fuse, screwed, Cable outlet upright

¹⁾ Measured at valve outlet at 6 bar and +20 °C.

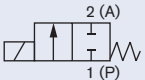
Opening: pressure rise 0 to 90%, closing: pressure drop 100 to 10%

Circuit function A



Ordering chart

Version acc. to **Ex e mb IIC T4**, all valves with FKM seal and **terminal box without fuse**, cable outlet upright; **only for single mounting** (ambient temperature -30 °C to +60 °C). without manual override; different housing materials; sealing material FKM

Circuit function	Orifice DN [mm]	Water kv value [m ³ /h] ¹⁾	Port connection	Pressure range ²⁾	Coil power [W]	Voltage/ Frequency [V/Hz]	Item no. Brass body	Item no. Stainless steel body
A 2/2-way valve NC 	2.0	0.12	G 1/8	0-7	7	24/UC 230/UC	078 927 on request	on request on request
	2.0	0.12	G 1/4	0-7	7	24/UC 230/UC	120 193 265 570	265 580 125 103
	2.5	0.16	G 1/8	0-5.5	7	24/UC 230/UC	on request on request	on request on request
	3.0	0.23	G 1/8	0-4	7	24/UC 230/UC	on request on request	on request on request
	3.0	0.23	G 1/4	0-4	7	24/UC 230/UC	120 751 on request	045 446 041 669
	4.0	0.30	G 1/4	0-1	7	24/UC 230/UC	on request	on request
							125 127	on request

¹⁾ Measured at 6 bar inlet pressure and 1 bar pressure differential across the valve at a temperature of +20 °C

²⁾ Also applies for technical vacuum.

Ordering Information: Device Type and order no. for these specifications also appear in the order confirmation, delivery notes and invoices.

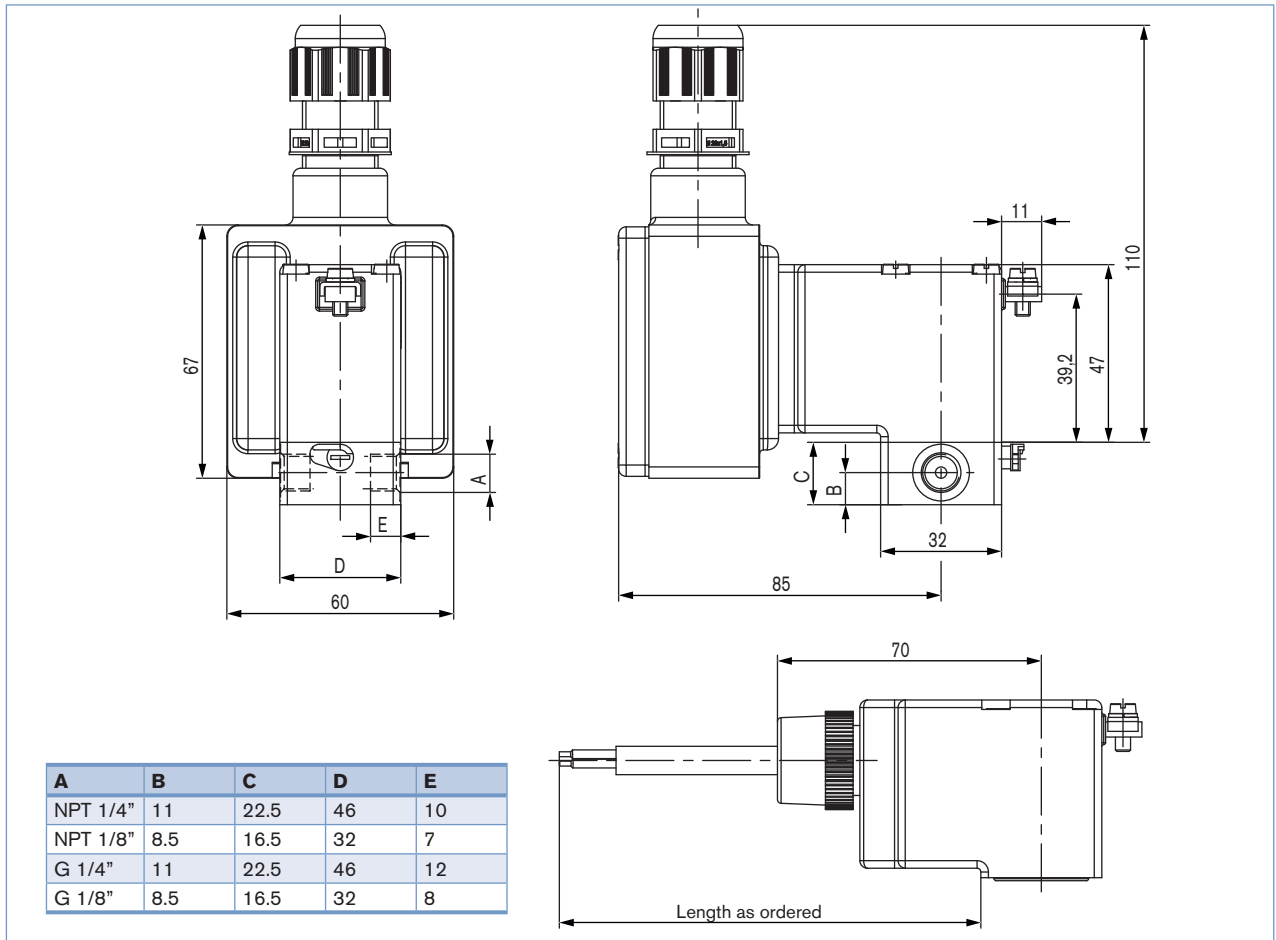
i Further versions on request

⚡ Voltage

Ordering chart accessories (middle delay fuse for Types with coil 0641)

Voltage [V]	Coil power [W]	Fuse nominal value [mA]	Item no.
24	7	800	153 737
230	7	80	153 745

Dimensions [mm]



DTS 1000219035 EN Version: D Status: RL (released | freigegeben | valide) printed: 19.01.2015

To find your nearest Bürkert facility, click on the orange box →

www.burkert.com

In case of special application conditions,
please consult for advice.

Subject to alteration.
© Christian Bürkert GmbH & Co. KG

1405/1_EU-en_00895256